



# ***AIBA R&J Workshop***

***August 28 – 29***

***Milan, 2009***



# SCORING ?

The single cause of 95% plus of all arguments, disagreements , discussions that occur in boxing



## ***Scoring***

In AIBA rules what guidance is given to our Officials to assist them when administering this most crucial function?

During each round , a Judge shall assess the respective scores of each boxer according to the number of hits obtained by each. Each hit to have a scoring value must, without being blocked or guarded, land directly with the knuckle part of the glove of either hand on any part of the front or side of the head or body above the belt. Swings landing as above described are scoring hits



**THAT'S IT !!!!!**

**How can we get it so  
wrong so often ?**



## *Scoring*

Each hit to have a  
**“SCORING VALUE”**



Must without being  
“BLOCKED OR  
GUARDED”



## *Scoring*

Land directly with the  
“**KNUCKLE PART  
OF THE GLOVE OF  
EITHER HAND**”



## *Scoring*

On any part of the  
**“FRONT OR SIDES  
OF THE HEAD”**



## *Scoring*

On any part of the  
**“FRONT OR SIDES  
OF THE BODY”**

Above the belt.



# “SWINGS”

Landing on the front or sides of the head or body with the knuckle part of the glove are also “scoring hits



# ***Scoring***

**Bout 1**

**Result**

**RED**

**BLUE**

**15**

**07**



# ***Scoring***

**Bout 2**

**Result**

**RED**

**BLUE**

**01**

**12**



# ***Scoring***

**Bout 3**

**Result**

**RED**

**BLUE**

**03**

**06**



## ***Scoring***

**Bout 4**

**Result**

**RED**

**01**

**BLUE**

**02**



## ***Scoring***

**Bout 5**

**Result**

**RED**

**BLUE**

**?????**



# “DEFINITION OF A GOOD REFEREE”

A good referee should not be seen!

This is what you hear TV  
commentators say all of the time



# “MOTTO OF REFEREE”

- I would rather stop 1000 bouts too soon, than one too late!
- The main responsibility of a Referee is: SAFETY OF THE BOXER!



# “UNDER THE LOOP”

- Keep in mind that referees are under a microscope
- The boxers, coaches, public, press, television--everyone is watching you



# “UNDER THE LOOP”

- Today's TV commentators are becoming more critical
- They have the advantage of instant replay, we don't



# “EXPERT OF THE RULES”

- Must be able to make decisions in split seconds, your reaction time is important



# “EXPERT OF THE RULES”

- One word of caution though: Never become a “Know it All” who can’t learn anymore



# “NO TEAM OF REFEREES”

- We don't have the advantage like in basketball, or football with instant replays, and group decision making
- Interesting thing is that they still make mistakes, and they get paid!



# “DUTIES”

- The Referee's primary duty is Safety of the boxer
- To ensure that the rules of fair play are observed
- To maintain control of the bout
- To prevent a weaker boxer from receiving undue punishment
- Check the gloves & dress: Vaseline, jewellery, beard, discernable waist



## “DUTIES”

- Use three words of command: “stop” “box” “break”
- Indicate by suitable signs or gestures any infringement of the Rules
- Raise winners hand when announced
- Where a disqualification or stoppage has occurred, a Referee will first notify the Jury



# “POWERS”

- Terminate a contest if it is too one-sided
- Terminate a contest if one or both boxers are injured or cannot continue
- Terminate a contest if boxers are in earnest, referee may disqualify
- Caution a boxer or stop a contest and give a warning



## “POWERS”

- Disqualify a boxer who fails to comply immediately with orders or behaves aggressively or offensively towards the Referee
- Caution or remove a Second who infringes Rules, and disqualify a Boxer if the Second does not comply with orders



## “POWERS”

- Disqualify for a foul, with or without a previous warning
- Suspend a count if the other boxer deliberately fails to retire to a neutral corner, delays so doing, or seconds are talking or gesturing to their boxer or crowd



## “POWERS”

- “To interpret the rules insofar as they are applicable or relevant to the actual contest or to decide and take action on any circumstance of the contest which is not covered by a rule”



# “VARIETY OF FOULS”

Minor fouls

Major fouls

Flagrant fouls



When dealing with fouls, remember your duties & powers as a Referee

-Under Duties:

- To maintain control of the bout
- To ensure that the rules of fair play are observed



When dealing with fouls, remember your duties & powers as a Referee

-Under Powers:

- To terminate a contest if boxers are not in earnest
- To deal with fouls by issuing cautions, warnings, disqualification. “ To interpret the rules.....”

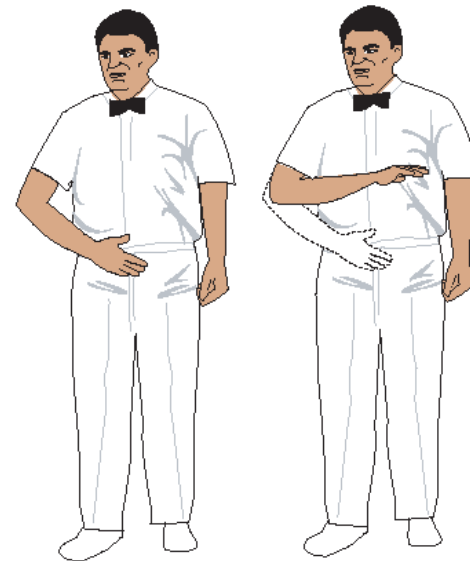



# “Minor Fouls”

- Minor coaching from the corner
- Low head but away from the opponent
- Momentary and minor holding
- Minor and possibly accidental pushing of opponent


## “Major Fouls”

- Hitting below the belt




## “Major Fouls”

- Hitting on the back



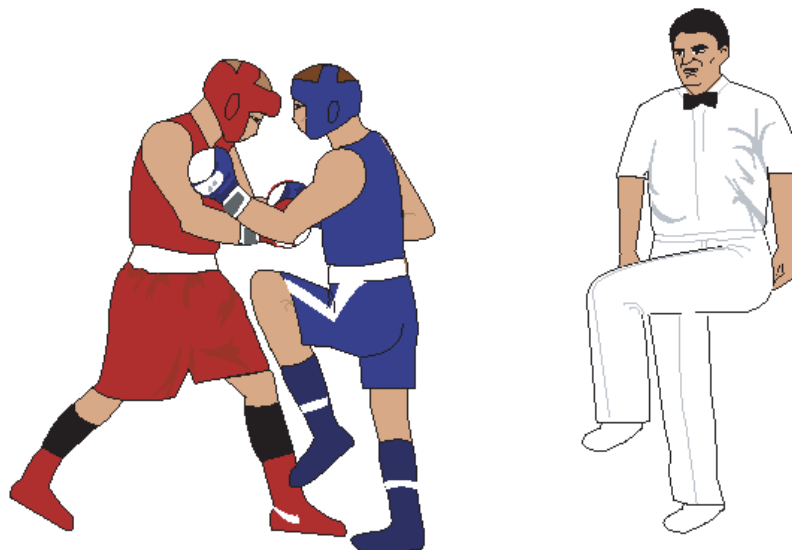
## “Major Fouls”

- Hitting an opponent who is down





## “Major Fouls”

- Kicking with the knee




## “Major Fouls”

- Butting with the head



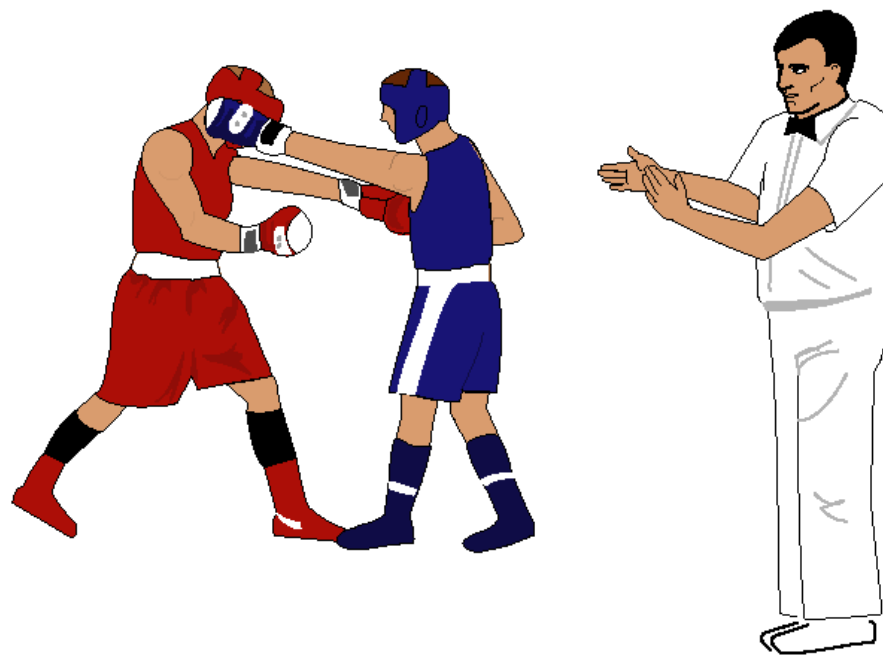
## “Major Fouls”

- Any blow on back of neck




## “Major Fouls”

- Hit with open gloves




# “Major Fouls”

- Holding & Hitting




# “Major Fouls”

- Hitting with the elbow




## “Major Fouls”

- Pulling and hitting




## “Major Fouls”

- Hanging on the Opponent




# “Major Fouls”

- Wrestling



# “Major Fouls”

- Hit with the forearm




## “Major Fouls”

- Ducking below the belt line




## “Major Fouls”

- Both competitors are wrestling



## “Major Fouls”

- Holding below the belt




# “Major Fouls”

- Pressing with the forearm




## “Major Fouls”

- Any use of the ropes




# “Major Fouls”

- Holding opponent arms



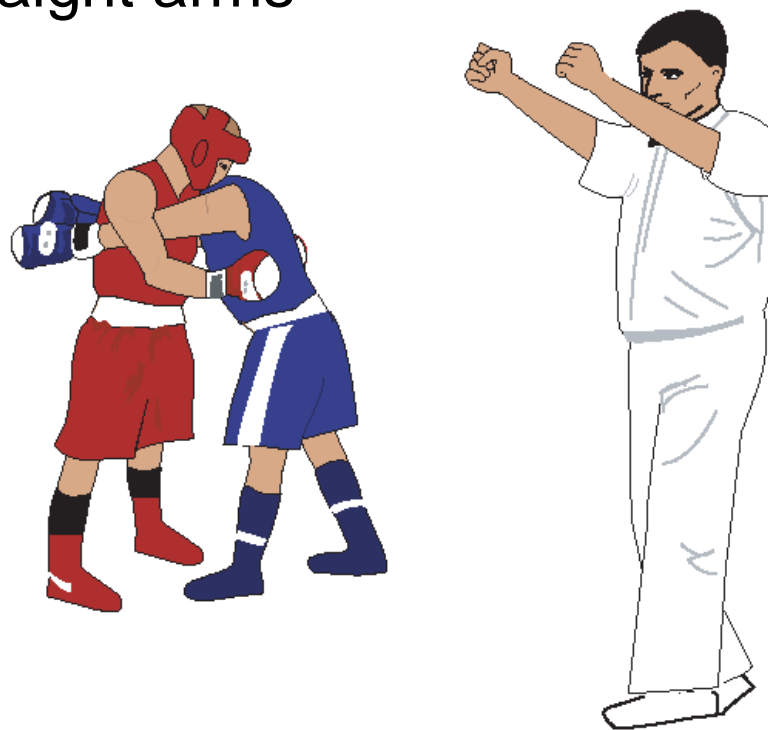
## “Major Fouls”

- Coaching from the corner or inciting others to do so




## “Major Fouls”

- Clenching with straight arms



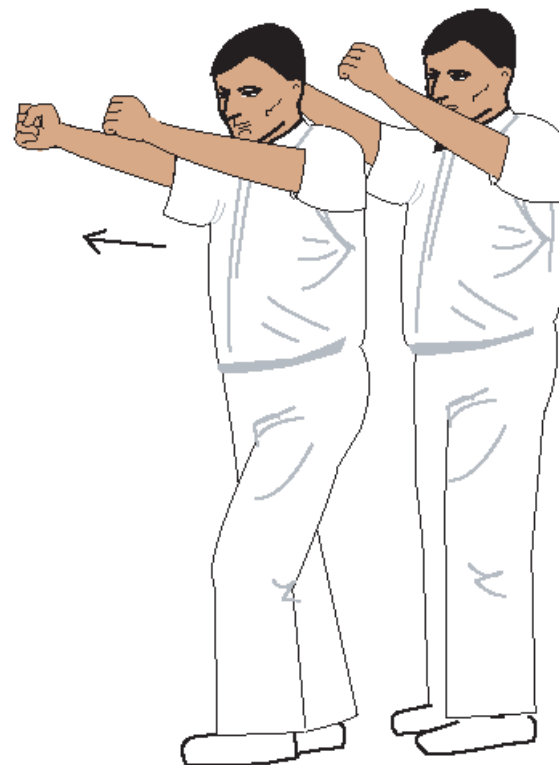

## “Major Fouls”

- Completely passive defense



## “Major Fouls”

- Pushing/Shoving





# “Major Fouls”

- Spitting out Mouthpiece
- Taunting of opponent
- Keeping the advanced hand straight in order to obstruct opponent vision
- Running in the last round
- Not stepping back on the command “Break”



# “Flagrant Fouls”

- Intentional head butt
- Intentional shoulder or elbow
- Lacing your opponent
- Slamming opponent to the floor
- Intentional irregular blow



# “Flagrant Fouls”

- Hitting opponent while he is down
- Biting
- These type fouls do not merit a caution, go straight to Warnings, possibly disqualification



# “Flagrant Fouls”

- Hitting opponent while he is down
- Biting
- These type fouls do not merit a caution, go straight to Warnings, possibly disqualification



# “Cautions”

- A caution is advice or admonishment for less serious infringements
- Minor infringements that are not advantageous
- Must be clearly given so that the boxer, judges, and jury understand
- Demonstrate by giving hand signal appropriate to the offence



# “Cautions”

- Cannot give a Caution after giving a Warning for the same offence
- No facial gestures when administering a caution: frowns or smiles



# “Cautions”

- Cautions for Holding: Holding and hitting, holding behind head, holding opponent around the waist, holding the arms, etc. (same infraction)
- Do not give command “Break” too often if constantly holding



# “Warnings”

- To issue a Warning, you must stop the bout by giving command STOP
- Send the offended boxer to the neutral corner
- Referee must indicate to the boxer through hand signal what the infraction was
- Then with the thumb, signal that a Warning is being issued to said boxer



# “Warnings”

- Referee will then give the thumb signal to each side of the ring (start with Jury side) indicating that a Warning has been given (demonstration of actual foul is not necessary at this point)
- Referee should then end the process by once more indicating to the boxer that he has received a warning and for what reason



## “Warnings”

- Warnings in the last round.



## *Disqualifications*

# “Disqualifications”

- At the third warning, you must disqualify the offender
- After you have disqualified boxer, ask both boxers to return to their corners
- Inform Jury regarding your decision



## “Pre-Bout”

- find some quiet time away from the crowd to prepare
- need to prepare physically
- need to prepare mentally
- try to resolve as many “knowns” as possible
- try to save your mind for the “unknowns”



## “Pre-Bout”

- get gauze pads and plastic gloves (optional)
- study the ring area and identify: location of judges, doctor, timekeeper, computer techs, announcer, stairs for the referee, etc.
- stay ahead of problems: boxers style from past experience – southpaw, wrestles, low head, slaps



## “Pre-Bout”

- enter before boxers
- ring inspection, walk around, observe
- inspect boxers (discuss items to inspect)
- check to make sure judges, doctor, computer techs are ready
- give signal to Jury
- give signal to timekeeper to start the bout



# “Post-Bout”

- after your command “stop” ensure boxers return to their corner
- wait for boxers to remove gloves and headguards
- bring boxers to center of the ring
- check handwraps
- try to get boxers to shake hands
- try not to get into the act



# “Post-Bout”

- tell them to go see the doctor after the decision is announced
- wait for the decision from the announcer, raise winners hand
- make no facial gestures whether you like the decision or not
- exit the ring after both boxers have exited



# “During the Bout”

## SAFETY:

- Duties: To prevent a weaker boxer from receiving undue punishment
- To ensure that the rules of Fair Play are observed
- Powers: To terminate a contest in the event of an injury



## *Knockdowns*

“Due to the effect of a legal blow”

- Any part of the body other than the feet touches the canvas
- Boxer goes through the ropes
- Hangs helplessly on the ropes
- Momentarily dazed
- exit the ring after both boxers have exited



## *Knockdowns*

### “Standing 8-counts”

- one of boxing’s best tools
- who starts the count? (Boxer is still standing vs boxer is on the canvas)
- before 1 is counted, an interval of one second must have lapsed
- count in a manner that the boxer can clearly see your hands



### “Standing 8-counts”

- who is the 8-count for?
- what do you look for when giving the 8-count?
- is it okay to ask boxer to walk towards you after an 8-count?
- is it always necessary to give an 8-count after a good blow?



## *Knockdowns*

### “Standing 8-counts”

- bell sounds during your count
- coach throws in the towel during your count



## *Knockdowns*

### “Knockdown Procedures”

- never count to 10 if the knockdown is due to a head blow
- immediately call the doctor if blow was severe
- do not move the boxer
- do not remove boxers equipment unless the doctor orders you to
- keep everyone other than the doctor out of the ring



## *Knockdowns*

### “RSC-H and KO-H”

- demonstrate to the Jury that you are administering an “H”
- if you are in doubt whether to give an H or not.



## ***Knockdowns***

### “Number of Counts (CCL)”

- For men and women who box as **Elites** (ages 17-34), a contest shall be terminated as Referee Stopped Contest (RSC) if there are three counts in any one round or four counts in the bout
  - Men 3 X 3 minute rounds
  - Women 4 X 2 minute rounds



## ***Knockdowns***

### “Number of Counts (CCL)”

- For all other divisions, a contest will be terminated as RSC if there are two counts in any one round or three counts in the bout
- Where a boxer has been knocked down from a foul that count will not count towards the CCL



## *Knockdowns*

“Boxer down at end of round”



## *Knockdowns*

“Boxer down a Second Time  
without a fresh Blow”



## “Movement”

- should be smooth and upright, looking over your shoulder
- not hunched over or leaning in
- keep your arms down by your side
- careful if you have to move backwards
- do not stand still, may be blocking a judge, keep moving



## “Movement”

- be decisive in the direction you are going
- Your movement will vary depending on weight categories:
  - 48 -57 kg boxers move fast
  - referee should move counter-clockwise



## “Movement”

- 60-75 kg counter c/w and/or maintain v-position
- 81-+91 kg big blows
- better to maintain v-position
  
- Look at boxer's feet, they will tell you where you need to move to



# “Positioning”

- Distance from boxers varies:
  - normally 5-6 feet away
  - heavyweights, long arms, unorthodox ring movement
  - loud crowds and boxers can't hear you
  - boxer is getting hit a lot and possibly getting hurt
  - towards the end of a round



# “Positioning”

- Never want to stay behind the boxers, especially if calling a caution
- what do you do if you get caught behind the boxers momentarily?
- discuss what can happen if you issue command “Break, or Stop” and you are behind a boxer



# “No Man`s Land” for a Referee

- Southpaw
  - try to get on the open side
  - if on closed side, need to be in an angle
  - same as a boxer with long arms & likes to work the body



# “No Man`s Land” for a Referee

- Boxers in the corner
  - do not jump from one side to the other if you can avoid it
  - the goal is to maintain constant vision of action as much as possible



### “No Man`s Land” for a Referee

- do not take boxers out of the corner arbitrarily
- a foul has been committed
- there is water in the corner
- Careful in moving behind boxers



# “Hand Signals”

- hand signals must be clear
- do not rush your hand signals
- hand signals for major fouls



## “Mechanics”

- proper procedure in administering a caution
  - proper procedure in administering a warning
  - proper procedure in administering a disqualification
  - proper procedure in administering a for a
- Walkover: two types



## “Mechanics”

- proper procedure in starting a bout
- proper procedure in the event of a double-tie
- proper procedure in disposing bloody gauze pads
- proper procedure if computer breaks down and we have to go to scorecards
- proper procedure if boxer confuses bell from other ring



## “Mechanics”

- if you say “Stop” you must have a reason: caution, warning, equipment, etc.
- taking boxers off the ropes for no good reason: superheavies, yes



## “Voice”

- must be loud and crisp
- do not yell
- good tool in maintaining control of bout



## *Appearance*

### “Appearance”

- uniform should be neatly pressed, not baggy, or dirty
- shirts must be buttoned properly.